




# Series 260600Y

Restraint for C900 or C909 PVC Pipe At PVC Fittings

## INSTALLATION INSTRUCTIONS

1. Identify the pipe. The Series 2600 is designed for restraining C900 or C909 PVC pipe at PVC fittings. The restraint has a split, serrated restraint ring on the plain end or spigot end of the pipe and a split, non-serrated ring on the PVC fitting.
2. Assemble joint per the pipe and fitting manufacturer's instructions.
3. Install both halves of the split non-serrated bell ring on the fitting behind the gasket hump. Install the side bolts and tighten each to 110 ft-lbs. (60 ft-lbs on 4" and 6")
4. Slide the bell ring toward the gasket hump so that it fits snugly behind the gasket hump.
5. Remove the side bolts from the split serrated restraint ring. Use the provided thrust bolts to determine the proper location of the restraint ring on the spigot end of the PVC pipe.
6. Install both halves of the restraint ring at the proper location, tapping each half into place. Make sure that the complete ID of the ring is touching the pipe before installing the side bolts. Tighten the side bolts evenly to 120 ft-lbs. (70 ft-lbs on 4" and 6")
7. Place nuts on thrust bolts and hand tighten until they are snug. Allow enough room on the thrust bolts to fully engage the nuts. Do not tighten thrust bolts enough to force the spigot end of the PVC pipe further into the bell of the joint.



## CONTENTS

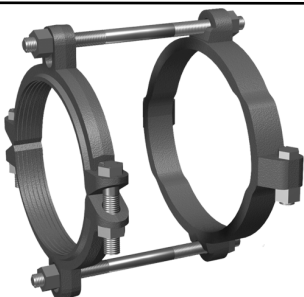
- 1 - 1906RR
  - 1 - 2506BR
  - 2 - 3/4 by 18 Fluoro Coated RODS w/Nuts
- Restraints Made in the USA

For use on water or wastewater pipelines subject to hydrostatic pressure and tested in accordance with either AWWA C600 or ASTM D2774

APPROXIMATE SHIPPING WEIGHT: 24.02 LBS.


0118-A

©EBAA IRON, Inc.



## Series 260600Y

Restraint for C900 or C909 PVC Pipe At PVC Fittings



★ 2 6 0 6 0 0 Y ★

## EBAA Iron Sales, Inc.

P.O. Box 857, Eastland, TX 76448

Tel:(254) 629-1731

Fax:(254) 629-8931

(800) 433-1716 within US and Canada

[contact@ebaa.com](mailto:contact@ebaa.com)

[www.ebaa.com](http://www.ebaa.com)

Made in the USA