




# Series 190600Y

Restraint Harness for C900 or C909 PVC Pipe  
4 inch through 12 inch

## INSTALLATION INSTRUCTIONS

The Series 1900 is designed for restraining push-on PVC pipe bells, either C900 or C909. It has a split, serrated restraint ring on the spigot and a split serrated ring behind the bell.

1. Assemble the push-on joint per the pipe manufacturer's instructions.
2. Install both halves of the serrated ring around the pipe behind the bell, tapping each half into place. Make sure that the complete ID of the ring is touching the pipe before installing the side bolts. Install the side bolts and tighten evenly to 120 ft.-lbs. of torque. (70 ft.-lbs. on 4 inch and 6 inch)
3. Remove the side bolts from the second serrated restraint ring. Use the Thrust Bolts to determine the proper location of the restraint ring on the spigot. Allow enough room on the thrust bolt to fully engage the nuts.
4. Install both halves of the restraint ring at the proper location, tapping each half into place. Make sure that the complete ID of the ring is touching the pipe before installing the side bolts. Tighten the side bolts evenly to 120 ft.-lbs. (70 ft.-lbs. on 4" and 6")
5. Place nuts on the thrust bolts and hand tighten until they are snug. Allow enough room on the thrust bolts to fully engage the nuts. **Do not tighten these bolts enough to force the spigot further into the bell of the joint.**



## CONTENTS


- 2 - 6 inch Size 1900 Restraint Rings
- 2 - 3/4 by 18 Fluoro Coated Thrust Rods w/ Nuts
- Restraints Made in the USA

For use on water or wastewater pipelines subject to hydrostatic pressure and tested in accordance with either AWWA C600 or ASTM D2774

APPROXIMATE SHIPPING WEIGHT: 27.18LBS.


0118-A

©EBAA IRON, Inc.



## Series 190600Y

Restraint Harness for C900 or C909 PVC Pipe 4 inch through 12 inch



★ 1 9 0 6 0 0 Y ★

## EBAA Iron Sales, Inc.

P.O. Box 857, Eastland, TX 76448

Tel:(254) 629-1731

Fax:(254) 629-8931

(800) 433-1716 within US and Canada

[contact@ebaa.com](mailto:contact@ebaa.com)

[www.ebaa.com](http://www.ebaa.com)

Made in the USA